



English Language Arts/Literacy and Mathematics

Smarter Balanced Summative Assessments

[View Test Results](#) [Search / Compare Results](#) [Understanding Results](#) [Research Files](#)

Test Results at a Glance

Type a School, District, County, ZIP, CDS Code



School: CHIME Institute's Schwarzenegger Community

CDS Code: 19-64733-6119531 | County: Los Angeles | District: CHIME Institute's Schwarzenegger Communi

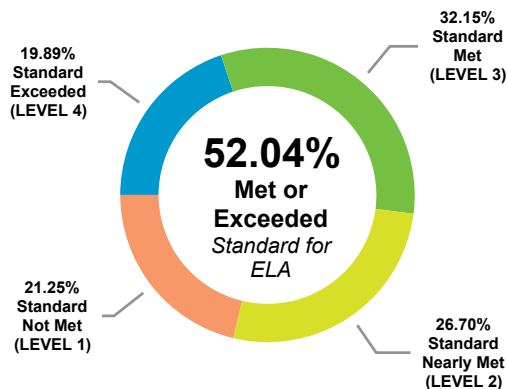
Report Options

Year: 2020–21 Grade: All Grades Student Group: All Students (Default) School Type: All Schools [Selections Applied](#) [Clear](#)

PLEASE NOTE: Due to factors surrounding the novel coronavirus (COVID-19) pandemic, testing participation in 2020–21 varied. Care should be used when interpreting res

ELA

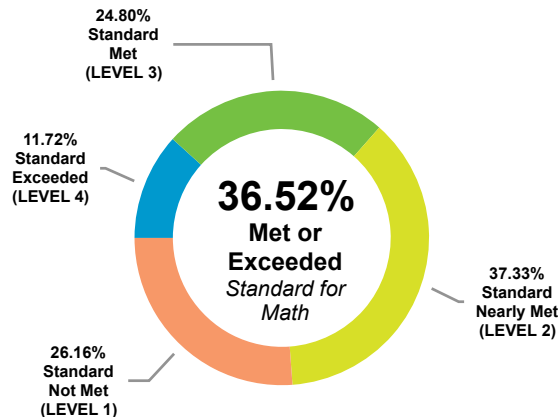
Percent of students within each achievement level



[VIEW ELA DETAILED TEST RESULTS](#)

Mathematics

Percent of students within each achievement level



[VIEW MATH DETAILED TEST RESULTS](#)

ADD TO COMPARE

Add this entity to comparison other entities to compare it to

SCHOOL-DISTRICT-STATE COMPARISON

Search for a school to compa to the district and state.

CHANGE OVER TIME

View how a group/cohort of s progressed.

PERFORMANCE TREND RE

View the performance of two student groups within a single time.

RESEARCH FILES

Get files for complex analyse: customized reporting.



English Language Arts/Literacy and Mathematics

Smarter Balanced Summative Assessments

[View Test Results](#) [Search / Compare Results](#) [Understanding Results](#) [Research Files](#)

Test Results at a Glance

Type a School, District, County, ZIP, CDS Code



District: Los Angeles Unified

CDS Code: 19-64733-0000000 | County: Los Angeles

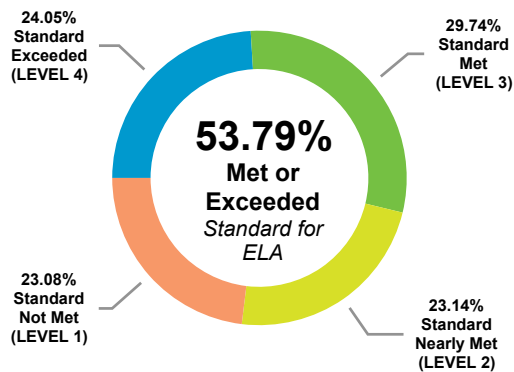
Report Options

Year: 2020–21 Grade: All Grades Student Group: All Students (Default) School Type: All Schools [Selections Applied](#) [Clear](#)

PLEASE NOTE: Due to factors surrounding the novel coronavirus (COVID-19) pandemic, testing participation in 2020–21 varied. Care should be used when interpreting results.

ELA

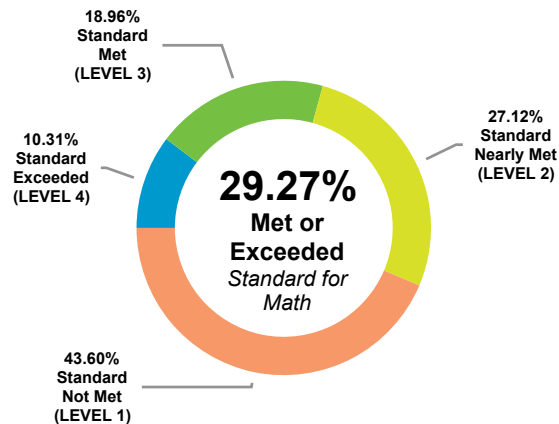
Percent of students within each achievement level



[VIEW ELA DETAILED TEST RESULTS](#)

Mathematics

Percent of students within each achievement level



[VIEW MATH DETAILED TEST RESULTS](#)

ADD TO COMPARE

Add this entity to comparison with other entities to compare it to.

SCHOOL-DISTRICT-STATE COMPARISON

Search for a school to compare to the district and state.

CHANGE OVER TIME

View how a group/cohort of students progressed.

PERFORMANCE TREND REPORT

View the performance of two student groups within a single time.

RESEARCH FILES

Get files for complex analyses and customized reporting.



English Language Arts/Literacy and Mathematics

Smarter Balanced Summative Assessments

[View Test Results](#) [Search / Compare Results](#) [Understanding Results](#) [Research Files](#)

Test Results at a Glance

Type a School, District, County, ZIP, CDS Code



State of California

CDS Code: 00-00000-0000000

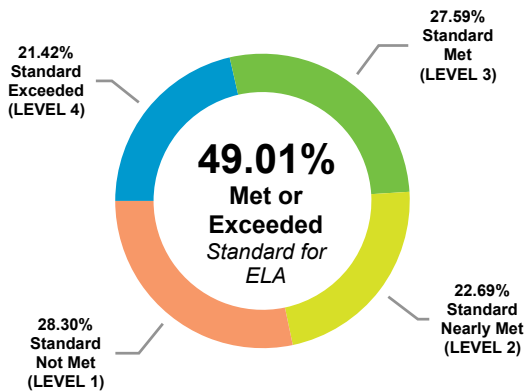
Report Options

Year: 2020–21 Grade: All Grades Student Group: All Students (Default) School Type: All Schools [Selections Applied](#) [Clear](#)

PLEASE NOTE: Due to factors surrounding the novel coronavirus (COVID-19) pandemic, testing participation in 2020–21 varied. Care should be used when interpreting results.

ELA

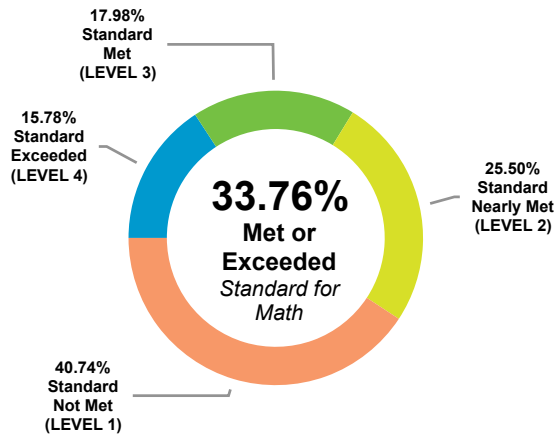
Percent of students within each achievement level



[VIEW ELA DETAILED TEST RESULTS](#)

Mathematics

Percent of students within each achievement level



[VIEW MATH DETAILED TEST RESULTS](#)

ADD TO COMPARE

Add this entity to comparison or other entities to compare it to.

SCHOOL-DISTRICT-STATE COMPARISON

Search for a school to compare to the district and state.

CHANGE OVER TIME

View how a group/cohort of students progressed.

PERFORMANCE TREND REPORT

View the performance of two student groups within a single time.

RESEARCH FILES

Get files for complex analyses and customized reporting.



California Assessment of
Student Performance and Progress


[Home](#)
[About](#)
[Assessments ▼](#)
[Additional Resources](#)
[News Releases](#)
[Contact](#)

English Language Arts/Literacy and Mathematics

Smarter Balanced Summative Assessments

[View Test Results](#)
[Search / Compare Results](#)
[Understanding Results](#)
[Research Files](#)

[< Back to Test Results at a Glance](#) | [< Back to Search / Compare Results](#)

[Print Test Results](#)

Test Results Comparison

Comparing 3 out of 3 Results

SCHOOL #1

CHIME Institute's Schwarzenegger Community
CDS Code: 19-64733-6119531

• Grades 3–8

[View School #1 Detailed Test Results](#)

DISTRICT #1

Los Angeles Unified
CDS Code: 19-64733-0000000

• Grades 3–8, 11

[View District #1 Detailed Test Results](#)

STATE

State of California
CDS Code: 00-00000-0000000

• Grades 3–8, 11

[View State Detailed Test Results](#)

Report Options

Year:

2020–21 ▼

Grade:

All Grades ▼

Student Group:

All Students (Default) ▼

School Type:

All Schools ▼

Selections Applied

PLEASE NOTE: Caution should be used in interpreting overall achievement level percentages for a school or district. The proportion of students in each grade can cause variation in the meaning of the achievement level percentages. The achievement level percentages in one grade from one school or district may be compared with the achievement level percentages in that same grade from another school or district.

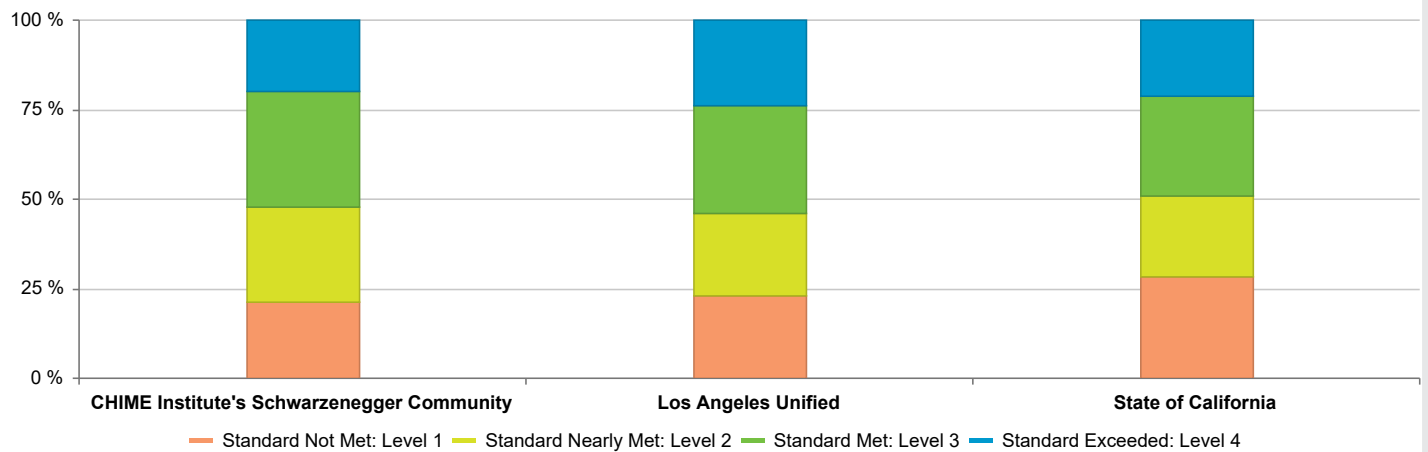
Due to factors surrounding the novel coronavirus (COVID-19) pandemic, testing participation in 2020–21 varied. Care should be used when interpreting results.

2020–21 Overall Achievement - All Grades Results for All Students

ENGLISH LANGUAGE ARTS/LITERACY

▼ Data Detail - All Students (accessible data)

2020–21 Achievement Level Distribution - All Grades



In order to protect student privacy, an asterisk () will be displayed instead of a number on test results where 10 or fewer students had tested.*

"N/A" will be displayed instead of a number on test results where no data is found for the specific report.

[English Language Arts/Literacy Achievement Level Descriptors](#)

[English Language Arts/Literacy Scale Score Ranges](#)

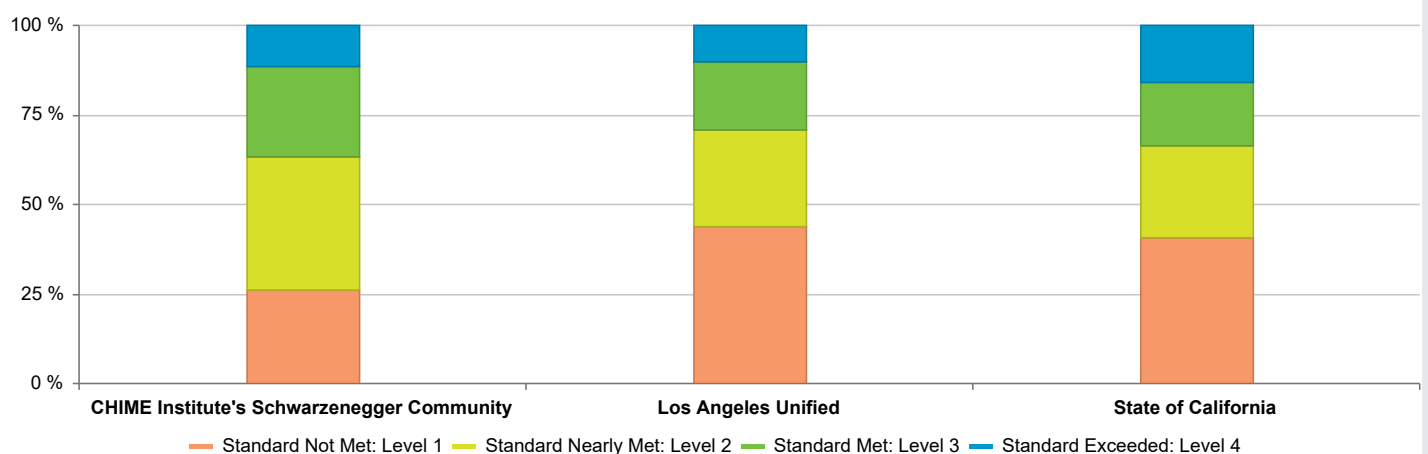
Overall Achievement

Achievement Level	CHIME Institute's Schwarzenegger Community	Los Angeles Unified	State of California
Mean Scale Score	N/A	N/A	N/A
Standard Exceeded: Level 4	19.89 %	24.05 %	21.42 %
Standard Met: Level 3	32.15 %	29.74 %	27.59 %
Standard Nearly Met: Level 2	26.70 %	23.14 %	22.69 %
Standard Not Met: Level 1	21.25 %	23.08 %	28.30 %

MATHEMATICS

▼ Data Detail - All Students (accessible data)

2020–21 Achievement Level Distribution - All Grades







In order to protect student privacy, an asterisk () will be displayed instead of a number on test results where 10 or fewer students had tested.*

"N/A" will be displayed instead of a number on test results where no data is found for the specific report.

[Mathematics Achievement Level Descriptors](#)

[Mathematics Scale Score Ranges](#)

Overall Achievement

Achievement Level	CHIME Institute's Schwarzenegger Community	Los Angeles Unified	State of California
Mean Scale Score	N/A	N/A	N/A
 Standard Exceeded: Level 4 ⓘ	11.72 %	10.31 %	15.78 %
 Standard Met: Level 3 ⓘ	24.80 %	18.96 %	17.98 %
 Standard Nearly Met: Level 2 ⓘ	37.33 %	27.12 %	25.50 %
 Standard Not Met: Level 1 ⓘ	26.16 %	43.60 %	40.74 %